








## Parts List












### Donut Fryer

#### (Gas) Standing Pilot

Model #'s ADF20G, ADF26G, ADF24G, ADF34G

| <i>Part Image</i>   | <i>Part #</i> | <i>Description</i>  |
|---|---------------|---|
|  | AP1001        | Replacement Kettle/Pot ADF20G   |
|   | AP1002        | Replacement Kettle/Pot ADF26G   |
|   | AP1003        | Replacement Kettle/Pot ADF24G   |
|   | AP1004        | Replacement Kettle/Pot ADF34G   |
|  | AP1005        | Replacement Manifold ADF20G   |
|   | AP1006        | Replacement Manifold ADF26G   |
|   | AP1007        | Replacement Manifold ADF24G   |
|   | AP1008        | Replacement Manifold ADF34G   |
|  | AP1009        | Thermostat/Thermometer Complete W/Capillary Bulb, Stuffing, and Union Connector Kit |
|  | AP1010        | Thermostat Knob (UE800)   |
|  | AP1011        | Toggle Switch (UE800)   |

|   |          |   |
|---|----------|---|
|    | AP1012   | Hi-Limit Control                              |
|    | AP1013   | Gas Valve- Millivolt (Natural Gas)            |
|   | AP1013-P | Gas Valve- Millivolt (Propane)                |
|    | AP1014   | Thermopile/Pilot Generator 500-600 Millivolts |
|    | AP1015   | Thermocouple Burner Kit (Straight Hood)       |
|    | AP1016   | Thermocouple Burner Kit (Angled Hood)         |
|   | AP1017   | Thermocouple Orifice (Natural Gas)            |
|   | AP1018   | Thermocouple Orifice (Propane)                |
|  | AP1019   | On/Off/Pilot Knob (Gas Valve)                 |
|  | AP1020   | Pressure Regulator (Natural Gas)              |
|  | AP1021   | Pressure Regulator (Propane)                  |
|  | AP1022   | Burner Orifice #53 (Natural Gas)              |
|   | AP1023   | Burner Orifice #56 (Propane)                  |
|  | AP1024   | Carry Over Tube Orifice #53 (Natural Gas)     |
|   | AP1025   | Carry Over Tube Orifice #56 (Propane)         |

|   |        |  |
|---|--------|--|
|    | AP1026 | Elbow 90 1/4"x1/8"                     |
|    | AP1027 | Needle Valve 1/4"x1/8" (Propane)       |
|    | AP1028 | Compression Bushing 1/4"               |
|    | AP1029 | Aluminum Tubing 1/4"x24" Long          |
|    | AP1030 | Carry Over Ignition Tube ADF20G        |
|   | AP1031 | Carry Over Ignition Tube ADF26G        |
|   | AP1032 | Carry Over Ignition Tube ADF24G        |
|   | AP1033 | Carry Over Ignition Tube ADF34G        |
|  | AP1034 | Stainless Steel Baffles ADF20G         |
|   | AP1035 | Stainless Steel Baffles ADF26G         |
|   | AP1036 | Stainless Steel Baffles ADF24G         |
|   | AP1037 | Stainless Steel Baffles ADF34G         |
|  | AP1038 | Drain Valve                            |
|  | AP1039 | Drain Valve Arm                        |
|  | AP1040 | Hinged Drain Handle Guard              |
|  | AP1041 | Snugger/Submerger Bracket              |
|  | AP1042 | Capillary Bulb Mounting Bracket (Pair) |
|   | AP1043 | Drain Tray/Cover ADF20G                |

|   |        |  |
|---|--------|--|
|                                  | AP1044 | Drain Tray/Cover ADF26G                  |
|   | AP1045 | Drain Tray/Cover ADF24G                  |
|   | AP1046 | Drain Tray/Cover ADF34G                  |
|                                  | AP1047 | 3 Position Support Rod Bracket (Pair)    |
|                                  | AP1048 | Drain Tray/Cover Mounting Bracket (Pair) |
|                                  | AP1049 | Drain Tray Support Rod ADF20G            |
|   | AP1050 | Drain Tray Support Rod ADF26G            |
|   | AP1051 | Drain Tray Support Rod ADF24G            |
|   | AP1052 | Drain Tray Support Rod ADF34G            |
|                                  | AP1053 | Drain Tray/Cover Support Bracket (Pair)  |
|                                 | AP1054 | Depositor Mounting Plate                 |
|                                | AP1055 | Heat Resistant Gasket 5FT.               |
|                                | AP1056 | Magnetic Door Latch                      |
|                                | AP1057 | Adjustable Flanged Foot (Round Legs)     |
|                                | AP1058 | Adjustable Flanged Foot (Square Legs)    |
|  | AP1059 | 5" Caster Swivel Plate                   |
|   | AP1060 | 5" Caster W/Lock                         |

# Wiring Diagram

Model #'s ADF20G, ADF26G, ADF24G, ADF34G

Wiring Diagram  
Models: (ADF20G, ADF24G, ADF26G, ADF34G)

